


# TECHCONNECT TC3 HDMI TP OWNERS MANUAL




[www.visionaudiovisual.com/techconnect/tc3\\_hdmitp](http://www.visionaudiovisual.com/techconnect/tc3_hdmitp)

## DECLARATION OF CONFORMITY


Where applicable Vision products are certified and comply with all known local regulations to a 'CB Certification' standard. Vision commits to ensure all products are fully compliant with all applicable certification standards for sale in the EU and other participating countries.

The product described in this owner manual is in compliance with RoHS (EU directive 2002/95/EC), and WEEE (EU directive 2002/96/EC) standards. This product should be returned to the place of purchase at the end of its useful life for recycling.


## WARNINGS




**CAUTION**  
RISK OF ELECTRIC SHOCK  
DO NOT OPEN



**CAUTION: TO REDUCE THE RISK OF ELECTRIC SHOCK DO NOT REMOVE COVER (OR BACK). NO USER-SERVICEABLE PARTS INSIDE. REFER SERVICING TO QUALIFIED SERVICE PERSONNEL.**

 The lightning flash with arrowhead symbol, within an equilateral triangle, is intended to alert the user to the presence of uninsulated "dangerous voltage" within the product's enclosure that may be of sufficient magnitude to constitute a risk of electric shock to persons.

 The exclamation point within an equilateral triangle, is intended to alert the user to the presence of important operating and maintenance (servicing) instructions in the literature accompanying the appliance.

**WARNING: TO REDUCE THE RISK OF FIRE OR ELECTRIC SHOCK, DO NOT EXPOSE THIS APPLIANCE TO RAIN OR MOISTURE.**

All products are designed and imported into the EU by 'Vision' who is wholly owned by 'Azlan Logistics Ltd.', Registered in England Nr. 04625566 at Lion House, 4 Pioneer Business Park, Clifton Moor, York, YO30 4GH. WEEE Registration: GD0046SY



## DECLARATION OF ORIGIN

All Vision products are made in the People's Republic of China (PRC).

## **PLACE OF INSTALLATION**

Avoid installing this product under the following conditions:

- Moist or humid places
- Places exposed to direct sunlight or close to heating equipment
- Extremely cold locations
- Places subject to excessive vibration or dust
- Poorly ventilated places

Do not expose this product to dripping or splashing. **DO NOT PLACE OBJECTS FILLED WITH LIQUIDS ON OR NEAR THIS PRODUCT!**

## **WARNING SIGNS**

If you detect an abnormal smell or smoke, turn this product off immediately and unplug the power cord. Contact your reseller or Vision.

## **PACKAGING**

Save all packing material. It is essential for shipping in the event the unit ever needs repair.

**NOTE:** If original packaging is not used to return the unit to the service centre, damage in transit will not be covered by warranty.

## OVERVIEW

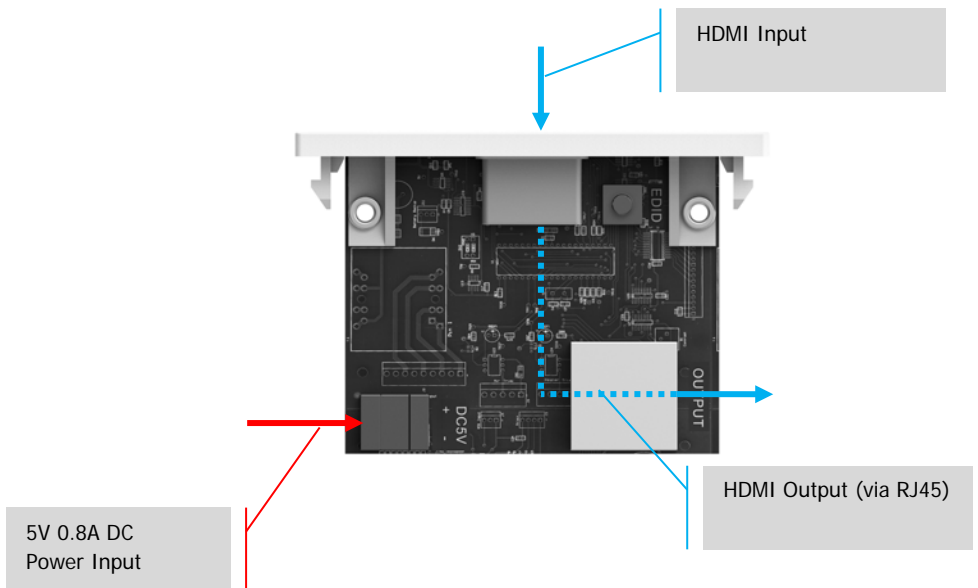
This product extends HDMI by converting the signal and routing it through CAT5e (ethernet) cable up to 30m long. If CAT6 cable is used 50m cable be achieved.

## FRONT AND REAR PANELS

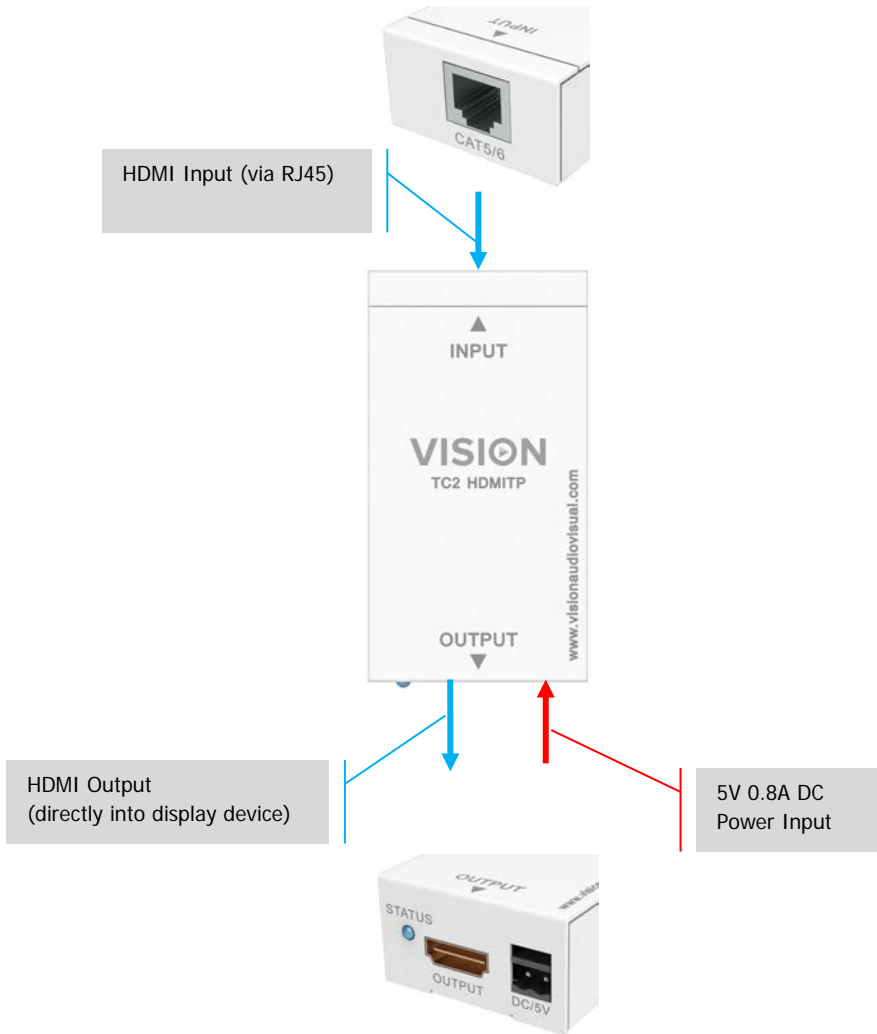


**This product requires mains power.**  
Power must be connected to both the transmitter and receiver.

**Transmitter** – clips into Techconnect faceplate



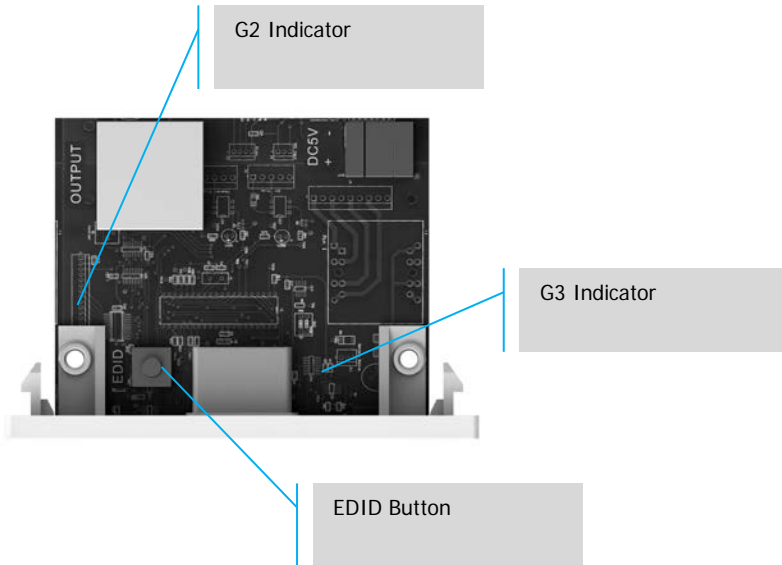
**Receiver** – positioned at display device



## EDID (EXTENDED DISPLAY IDENTIFICATION DATA)

This enables the source device to 'ask' the display device what resolution it is, and output that resolution.

On connection an EDID conversation takes place automatically. If the display is changed it may be necessary to request the new display details. The EDID reset button is for this purpose.



### To program EDID manually:

1. POWER ON TRANSMITTER (Tx)
2. CONNECT DISPLAY TO TX via HDMI Turn display on and select correct input.
3. PRESS EDID BUTTON ON TX If G2 indicator lights the data will be read. If it doesn't light press the button until it does.
4. DISCONNECT DISPLAY
5. UNPLUG POWER TO TX

### STATUS LEDS

- When power plugged in Receiver and Transmitter both show blue LEDs
- When input plugged in Receiver LED changes to Red

## SPECIFICATIONS

TRANSMITTER DIMENSIONS: 64 x 21 x 48 mm (length x width x height)

RECEIVER DIMENSIONS: 82 x 44 x 24 mm (length x width x height)

PACKAGED DIMENSIONS: 165 x 145 x 95 mm

PRODUCT WEIGHT: 123g per set

PACKAGED WEIGHT: 0.7 kg per set

RECOMMENDED MAXIMUM CABLE LENGTH:

CAT5e: 1280 x 1024: 50m / 1600 x 1200: 40m / 1920 x 1080: 30m

CAT6: 1280 x 1024: 60m / 1600 x 1200: 55m / 1920 x 1080: 50m

CONSTRUCTION MATERIAL: Plastic/ Metal

COLOUR: White

### TECHNICAL DETAILS

Video Amplifier Bandwidth: 6.75Gbps (2.25Gbps/TDMS Channel)

Input Video Signal: 0.5-1.5 volts p-p

Input DDC Signal: 5 volts p-p (TTL)

Maximum Video Format Supported: 1920×1200 / 1080P

Output Video: HDMI 1.3, 3D @ 30Hz

Operating Temperature Range: -15 to +55°C

Operating Humidity Range: 5 to 90 % RH (no condensation)

Maximum operation current: 800mA

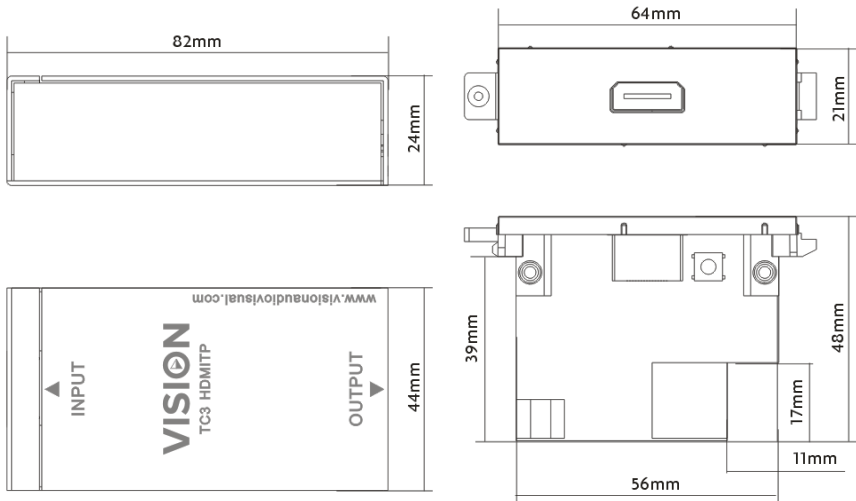
### POWER SUPPLY:

100/240v AC 50/60Hz External Power Supply – integrated transformer/plug type.

DC Output 12V 2A, DC Cable 4m. Transformer Dimensions: 43 x 65 x 34 mm

Interchangeable prongs including UK, EU, AU, US.

COMPLIANCES: RoHS, WEEE, CE, and CB compliant.



## **WARRANTY**

This product comes with a 2-year return to base warranty, effective from the date of purchase. This warranty applies only to the original purchaser and is not transferable. For the avoidance of doubt, this will be taken from the information held by the appointed national distributor at the point of sale. If the product is DOA (dead on arrival), you have 21 days from purchase date to notify the national distributor via your AV reseller. The liability of the manufacturer and its appointed service company is limited to the cost of repair and/or replacement of the faulty unit under warranty, except for death or injury (EU85/374/EEC). This warranty protects you against the following:

- Failure of any components, including the power supply.
- Damage when the product is first removed from its packaging if reported within 24 hours of purchase.

If you find you do have a problem with this product, you should contact the AV reseller you purchased this product from. The original purchaser is responsible for shipment of the product to the manufacturer's appointed service centre for repair.

We will endeavour to return repaired units within 5 working days, however this may not always be possible, in which case it will be returned as soon as practicably possible. In line with our WEEE commitments, the manufacturer endeavours to replace the faulty parts of the product rather than replacing the whole unit. This warranty does not protect this product against faults caused by abuse, misuse, incorrect installation, unstable or faulty power input, which might be caused by ignoring the guidelines set out in this manual.

*LEGAL DISCLAIMER: Because we are committed to improving our products, the details above may change without prior warning. This User Manual is published without warranty and any improvements or changes to the User Manual necessitated by typographical errors, inaccuracies of current information, or improvements to programs and/or equipment, may be made at any time and without notice. Such changes will be incorporated into new editions of the User Manual.*